



TAKE IT EASY.

Hatch Clearance

TIPS AND TRICKS TO ENSURE PROPER TRUNK DOOR CLEARANCE

HATCH MEASUREMENT

To find the best fit for your cargo box or fishing rod carrier, use the measurement in *Figure 1* to find the minimum distance for your product.

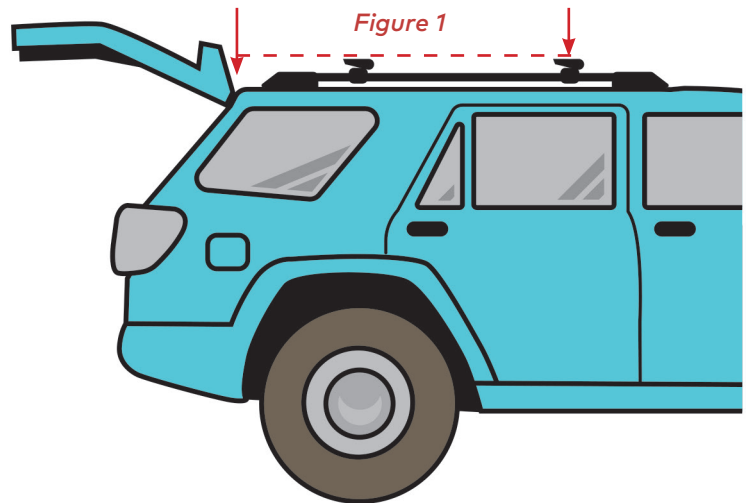
PRODUCTS	MEASUREMENTS	
	STANDARD	METRIC
CBX 18	52.25"	132.7 cm
CBX Solar (16)	45"	113 cm
CBX 16	45"	113 cm
GrandTour 18	50.75"	129 cm
GrandTour 16	48"	122 cm
GrandTour Lo	50.75"	129cm
SkyBox 16*	52" / 47"	132.08 / 119.38 cm
SkyBox 12, 18, and 21	57"	144.78 cm
SkyBox Lo	57"	144.78 cm
RocketBox 12	40"	101.6 cm
RocketBox 11 and 14	45"	114.3 cm
TopWater	54"	137.16 cm
DoubleHaul	57"	144.78 cm

* SkyBox 16 models produced before 5/2020: 52" (132.08cm)

* SkyBox 16 models produced after 5/2020: 47" (119.38cm)

Measure Distance *Figure 1*

- ✓ Measure from the center of the front crossbar to the edge of the open trunk door.
- ✓ TIP - make sure you are measuring across the top of the crossbars, not the side.



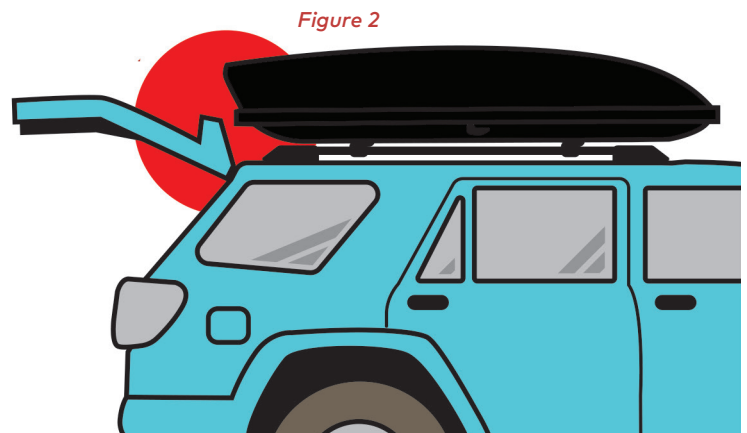
ADJUSTMENT CHECK LIST:

CARGO BOXES

- ✓ Loosen the clamps on the inside of the box.
- ✓ Once they're free shift them all the way forward or backward. You will be able to adjust the box this way.
- ✓ Open the hatch and adjust the box accordingly so there is space between the door and the box. *Figure 2*
- ✓ Make sure the box is strait and the clamps are around the bars.
- ✓ Once they're all situated tighten the clamps. Done!

OTHER ROOF MOUNTS

- ✓ If your crossbars are adjustable*, move the front bar forward as far as it can go, then adjust to the correct crossbar spread for the product. **Do not adjust your crossbars if you have Yakima® BaseLine towers or Q towers.*




ADJUSTABLE ROOF RACK SYSTEMS:

TimberLine Towers, SkyLine Towers* with Tracks, RidgeLine Towers*, OverHaul HD, OutPost HD, BedRock HD, BedRock, Outdoorsman, and most Factory Roof Racks. **Some vehicles have a fixed crossbar spread, check yakimatech.com for your vehicle's crossbar capabilities in the measurements section.*

Yakima® Cargo Boxes

❄️ MAX SKI LENGTH



Yakima® Fishing Rod Carriers



PRODUCTS

DIMENSIONS AND WEIGHT

	STANDARD	LBS	METRIC	KGS
CBX 18	91" X 38" X 16"	65 lbs	231 x 96.5 x 40.6cm	29.5 kg
CBX Solar (16)	83" x 38" x 15"	60 lbs	211 x 96.5 x 38cm	27.2 kg
CBX 16	83" x 38" x 15"	57 lbs	211 x 96.5 x 38cm	25.8 kg
GrandTour 18	90.5" x 37" x 16"	60 lbs	230 x 239 x 109cm	27 kg
GrandTour 16	79" x 35" x 17"	56 lbs	201 x 238 x 91cm	21 kg
GrandTour Lo	91" x 37" x 10"	62.5 lbs	231 x 94 x 26cm	28.3 kg
SkyBox 21	92" x 36" x 18"	62 lbs	234 x 61 x 41cm	19 kg
SkyBox 18	92" x 36" x 16"	52 lbs	234 x 91 x 41cm	24 kg
SkyBox Lo	92" x 36" x 11.5"	52 lbs	234 x 91 x 30cm	24 kg
SkyBox 16	81" x 36" x 15"	47 lbs	206 x 91 x 38cm	22 kg
SkyBox 12	92" x 24" x 16"	41 lbs	234 x 61 x 41cm	19 kg
RocketBox 14	74" x 33" x 16"	38 lbs	188 x 84 x 40cm	18 kg
RocketBox 12	58" x 36" x 16"	30 lbs	147 x 91 x 40cm	14 kg
RocketBox 11	89" x 24" x 16"	38 lbs	226 x 61 x 40cm	18 kg
DoubleHaul	130" x 15" x 9.5"	47 lbs	330 x 38 x 24cm	21 kg
DoubleHaul Half Length	72" x 15" x 9.5"	37 lbs	183 x 38 x 24cm	17 kg
TopWater	102" x 18" x 9"	31 lbs	259 x 45.72 x 23cm	14 kg



Yakima is a registered trademark of Yakima Products, Inc.