



EXO System Guidelines

IMPORTANT

EXO System is certified for use on vehicles with 2" hitch receivers **ONLY**.

Determine Hitch Size and Class

Measure the opening of the receiver to determine size. To see which Class your receiver is check the sticker on the side of the hitch. If there is no sticker and the hitch came pre-installed, check the vehicle's owner's manual under "Towing." You can also check with the dealership or manufacturer.

- 1 1/4"** 1.25" receivers are **NOT** compatible with EXO System
- 2"** 2" receivers are compatible with EXO System
- 2 1/2"** 2.5" receivers are **NOT** compatible with EXO System

EXO System Hitch Compatibility

EXO System is designed and tested to work with Class III & Class IV 2" hitch receivers.

Follow Fit Measurements

Because hitch receivers can be installed to the vehicle in many different ways it is important to check the provided fit measurements for compatibility. Find the products that fit your Class receiver and locate the A,B,C, and D measurements that associate with the product.

Hitch Measurements

Product	A	B	C	D	E
EXO SwingBase	3" Min.	5.5" Max.	8" Max. (15 1/4" w/StraightShot hitch extender)	10" Min.	1.5" Min.

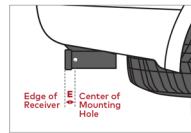
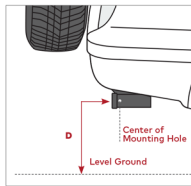
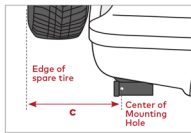
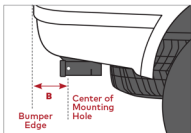
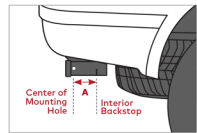
MEASUREMENT A
An obstacle inside or behind the hitch can be present.

MEASUREMENT B
Make sure the bumper will not interfere with the hitch rack.

MEASUREMENT C
A spare-tire may interfere with the install of a rack.

MEASUREMENT D

MEASUREMENT E



NOTE: EXO SwingBase has 1 degree upward tilt to prevent sagging while under load.

EXO Product Size and Weights

Dimensions and weights for EXO products and accessories.

	Product Weight (No gear)	Dimensions (LxWxH)
EXO GearLocker	27.8 lbs.	60 x 23 x 16 in
EXO GearWarrior	22 lbs.	60 x 23 x 6.5 in
EXO DoubleUp	37.2 lbs.	26.6 x 72 x 7 in
EXO BackDeck	10.8 lbs.	17 x 50 x .75 in
EXO SnowBank	13.25 lbs	21.5 x 32 x 4.5 in
EXO SwingBase	68.5 lbs.	34 x 49 x 9.5 in
EXO TopShelf	33.5 lbs.	31 x 25 x 26.6 in
EXO WarriorWheels	18.5 lbs.	64 x 21 x 39 in (Installed on basket)
EXO LitKit	5 lbs.	24.5 x 50 x 10 in
EXO GearTotes	4 lbs.	18 x 13.5 x 9.5 in



NOTE: The height shown is from bolt hole to highest point of accessory.

EXO Weight Capacity With Gear

Weight rating for EXO accessories with gear depends on which level it's paired with, top or base. The total weight on the hitch receiver maxes out at 350 lbs.

	Mounted on EXO SwingBase Only	Mounted on EXO SwingBase With EXO TopShelf Installed	Mounted on EXO TopShelf
EXO GearLocker	100 lbs. On Road 60 lbs. Off Road	100 lbs. On Road 60 lbs. Off Road	80 lbs. On Road 48 lbs. Off Road
EXO GearWarrior	250 lbs. On Road 150 lbs. Off Road	100 lbs. On Road 60 lbs. Off Road	80 lbs. On Road 48 lbs. Off Road
EXO DoubleUp	50 lbs. per bike On Road 30 lbs. per bike Off Road	Not Recommend	40 lbs. per bike On Road 24 lbs. per bike Off Road
EXO BackDeck*	80 lbs.	80lbs.	80 lbs.
<small>*Use only permitted when the vehicle is not in motion.</small>			

Weight Limit

EXO GearTotes	50 lbs.
EXO WarriorWheels	110 lbs.

WARNING!

EXO is **NOT** suitable for RV. EXO is approved **ONLY** with Yakima StraightShot hitch extension. **NOT FOR USE** with other manufacturer's hitch extensions or adapters.