
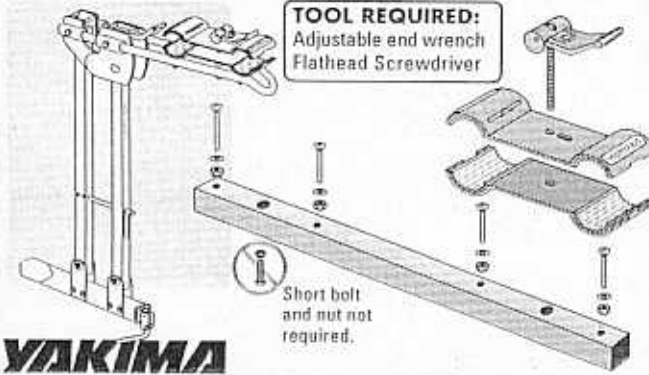


# SUPREME GetAway PlusTwo



**TOOL REQUIRED:**  
Adjustable end wrench  
Flathead Screwdriver



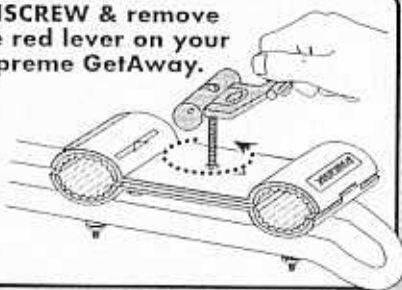
Short bolt and nut not required.

## WARNING: GTW 3600

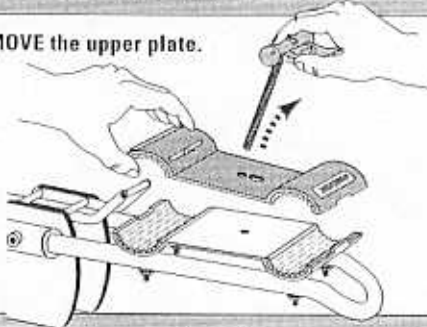
To carry four bikes, your 2" hitch must have a gross towing weight of 3,600 pounds or more.

**DO NOT CARRY** carbon frame bicycles; the PlusTwo plates could compress and damage the frame.

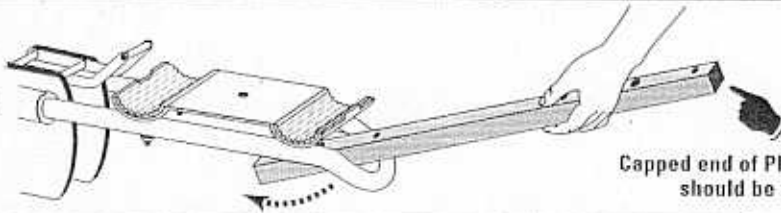
**1** UNSCREW & remove the red lever on your Supreme GetAway.



**2** REMOVE the upper plate.

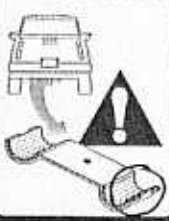


**3** INSERT the PlusTwo through the black support bar opening.

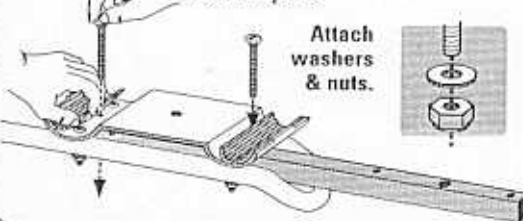


Capped end of PlusTwo bar should be facing out.

Tab in lower plate must point away from car.

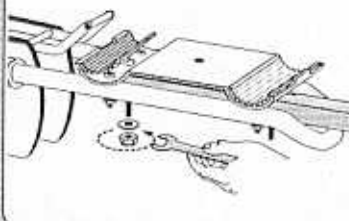


**4** With holes aligned, insert LONG bolts into square holes beneath pads.

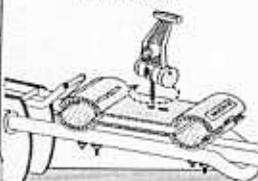


Attach washers & nuts.

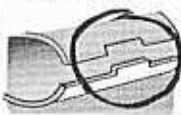
**5** TIGHTEN washers & nuts to bolts.



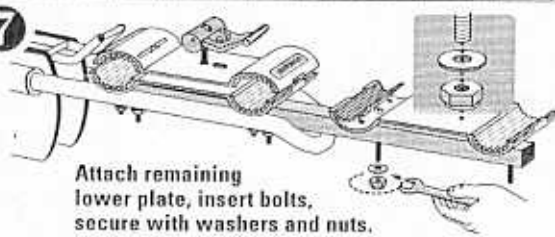
**6** Reattach upper plate & red lever.



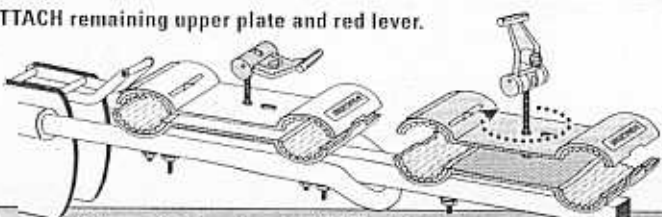
**BE SURE PLATES FIT TOGETHER!**



**7** Attach remaining lower plate, insert bolts, secure with washers and nuts.



**8** ATTACH remaining upper plate and red lever.



**CONGRATULATIONS!**

Now load your bikes and have a fantastic four-bike getaway!

