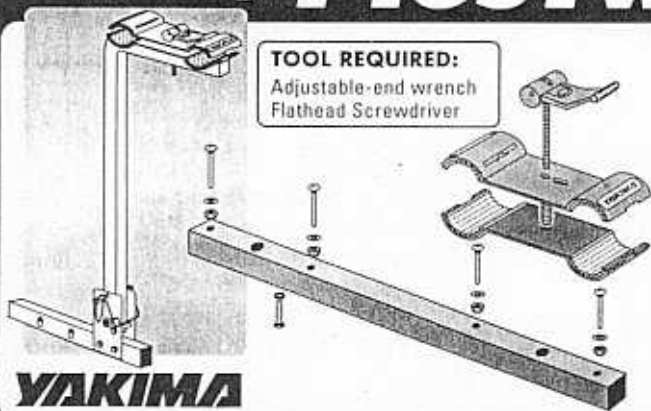


GetAway PlusTwo

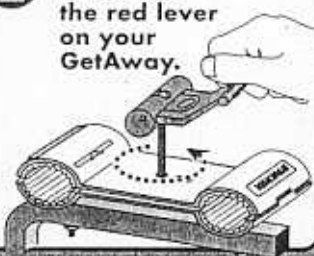


TOOL REQUIRED:
Adjustable-end wrench
Flathead Screwdriver


WARNING: GTW 3600
To carry four bikes, your 2" hitch must have a gross towing weight of 3,600 pounds or more.

DO NOT CARRY carbon frame bicycles; the PlusTwo plates could compress and damage the frame.


1 UNSCREW & remove the red lever on your GetAway.



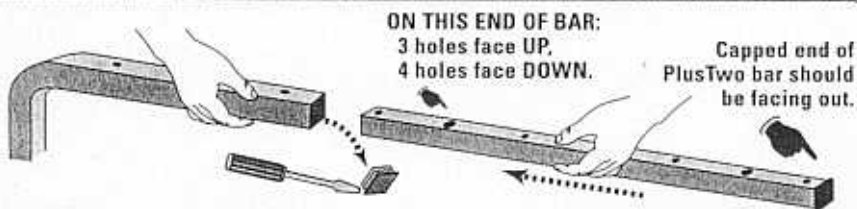
2 REMOVE the upper plate and spring.



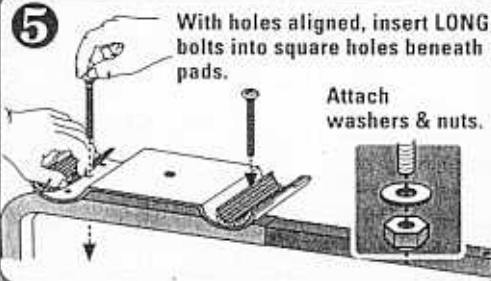
3 LIFT pads, remove bolts.



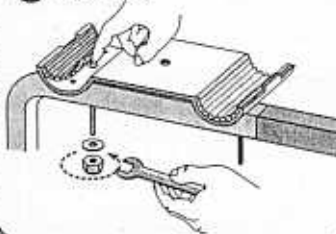
4 REMOVE end cap on GetAway.
INSERT PlusTwo bar until holes align.



Tab in lower plate must point away from car.



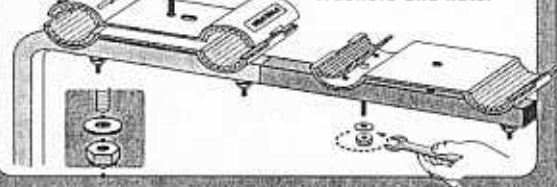
6 TIGHTEN washers & nuts to bolts.



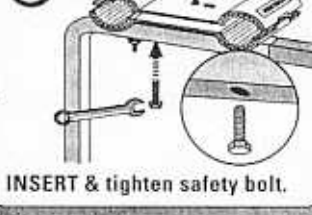
7 REATTACH upper plate, red lever, and spring.



8 Attach remaining lower plate, insert bolts, secure with washers and nuts.



9 INSERT & tighten safety bolt.



BE SURE PLATES FIT TOGETHER!



10 ATTACH remaining upper plate, red lever, and spring.



CONGRATULATIONS!

Now load your bikes and have a fantastic four-bike getaway!

